

LochAnna

— kitchens —

B E A U T Y A N D S P A C E

CREATING A KITCHEN FOR THE LIFE YOU LEAD
INCORPORATING FORM HANDLELESS KITCHENS



Welcome to Our 2021 Collection

LochAnna epitomises stylish and practical design and we are proud to showcase our latest ideas and inspirations to guide you on your kitchen journey and deliver a practical and beautiful space to meet your needs.

Storage, colour and material finish are important to give your new kitchen personality, and your LochAnna Studio will help to make these dreams a reality.

Our Kitchen Collections 6 - 9

With 325 different options across 19 different door styles, we can satisfy all tastes and budgets. Our new colour matching service allows you to select your kitchen in a shade or colour to suit your taste

Highlights for 2021 10 - 13

The latest innovation and designs being launched in this brochure.
All carefully built to deliver you a truly individual kitchen

Our Door Selector 14 - 19

To help you choose your perfect shade

Our Cabinets 20 - 21

We give lots of thought to what goes on behind the door - our cabinets have been designed with installers in mind and are made from the best quality materials

Discover the Possibilities & Lifestyle Larders 22 - 25

Focusing on tall storage, there are lots of options to make the most of precious space

The Art of Choosing 26 - 27

Be individual - blend textures and colours to create a classic, modern or eclectic kitchen

Browse Our Kitchen Collections 28 -163

Peruse our 19 different kitchen styles in detail. From classic to sleek modern and everything in between, including 87 handle choices to stamp your mark on your dream kitchen. For an ultra-contemporary look explore Form, our European style true handleless collection

Finishing Touches 164 - 181

Accessories to help to create a functional space, plus our new eco-friendly range of splashbacks to add richness and a splash of colour to your kitchen. Solutions and minerva® worktops, Quooker hot taps and appliances from leading European brands such as NEFF and CDA...we can help you with every aspect of your kitchen





Elswick Stone & Thicket

Handles: H1047 Brushed Satin Brass Cup Handles &
H1048 Brushed Satin Brass Knobs.



**10 Year
Guarantee**

For added peace of mind, furniture is covered
by our 10 year guarantee against
manufacturing defects.

Kitchen Collections

To help with your selection we've grouped each door design into families



Tavole - NEW

A unique Italian-made planked effect wood veneer door, available in seven colour choices

28 - 33



Elswick - NEW

A rich solid timber narrow framed shaker door. Choose from our palette of 28 colours or use our colour match service for a bespoke look

40 - 45



Faversham - NEW

With an integrated handle, this stylish real timber shaker door is available in our palette of 28 colours or our colour match service

34 - 39



Durham

A luxurious solid timber true in-frame door, available in 28 carefully chosen colours or our colour match service

46 - 53



Washington

A velvet smooth painted shaker, choose from 28 exciting finishes or create your own using our colour match service

54 - 59



Clarkwell 60 - 65

A versatile solid hardwood shaker door offered in 29 tasteful finishes, or choose to personalise using our colour match service



Georgian 66 - 73

In a selection of 29 finishes, a charismatic and charming hardwood kitchen with a beaded frame. Customise using our colour match service



Grained 80 - 87

Cross modern and traditional borders with 11 beautiful tones in a grained timber effect finish. Stunning and affordable



Euro 108 - 113

Contemporary and chic in five matt finishes makes this affordable collection a winner



Puro 114 - 119

A pure ultra high gloss kitchen at its very best in four stunning shades



Lastra 120 - 127

Six European style kitchens in smooth matt and textured grains



Brompton - NEW 74 - 79

A beautiful silky smooth five-piece shaker door with a narrow frame, available in six natural shades

HANDLELESS KITCHENS



Mala 148 - 151

Manufactured and painted in Italy – in a luxurious mix of seven gloss and eight matt finishes



Opaco 88 - 91

Subtle and uncluttered contemporary painted effect shaker in eight matt finishes



Mala 92 - 97

The best in Italian manufacturing – a superior quality painted door available in seven gloss and eight matt finishes



Profile 98 - 107

Ultra smooth handleless in six popular matt shades and seven beautiful glosses



Easington 152 - 155

Italian styling at its best, a smooth shaker with a beautiful chamfer detail on the reverse



Elswick 156 - 159

An uncomplicated solid timber narrow framed shaker door with a veneered centre panel. Available in 28 finishes or customise with our colour match service



Strato 160 - 163

A classic Italian wood veneered flat door available in 28 painted colours and six stains, plus our colour match service for true customisation

Four Stunning Kitchen Collections

01: Tavole is our unique country-chic door with a planked effect, available in seven striking colours. Go to page 28 to see more.

02: Elswick delivers uncomplicated style. This solid timber shaker door is available in our 28 colours or can be painted to your chosen hue using our colour match service. See the full collection on page 40.

03: Brompton is a stylish five-piece smooth shaker door available in six on-trend finishes. Go to page 74 for more details.

04: Faversham really stands out from the crowd – this solid timber shaker door with an integrated handle perfectly marries traditional and modern themes and is available in 28 paint choices or our colour match service. See more on page 34.

01



Tavole

02



Elswick



Brompton

03

Highlights for 2021

There are lots of exciting and innovative new products in our 2021 brochure – here is a selection of our favourites!

04



Faversham



Storage has never looked so good!

05: More than ever consumers are looking for larger cabinets that solve their storage needs. Research has led us to launch the Lifestyle Larder concept, offering home owners affordable and accessible storage solutions.

There are four designs, available in our five cabinet finishes. You might consider mixing your outer and inner cabinet colours for exclusivity.

See page 24 for details.

05



06



Rich Anthracite Linen Cabinets

06: Joining the LochAnna cabinet family and building on the successful Grey Linen, Anthracite adds another dimension to your kitchen.

With a slight texture, your kitchen will be beautiful inside and out.

See page 20 for details





07

Colour MATCHING Service

07: You can now have your LochAnna kitchen painted in the colour of your choice, or even to match your favourite wall paint colour. Choosing from a recognised colour palette, we will deliver you a kitchen in the shade you've always dreamed of.

This service is available in Clarkwell, Georgian, Washington, Elswick, Durham, Faversham and Strato.

Your LochAnna Studio can help with pricing and colour choices.

See page 19 for details.

ECOSTONE SPLASHBACKS

Environmentally Beautiful

08: In a choice of 18 finishes across six styles, EcoStone Splashbacks are manufactured in Wales from an eco-friendly engineered stone using 93% clean quarry stone by-products. By using a waste product and no heat in their production, in 2012 EcoStone was recognised for its unique eco credentials by Europe Innova.

With a choice of matt or gloss lacquer, we offer a unique collection of splashbacks that add a natural twist to modern or classic kitchens. See page 172 -173 for details.



08



Solutions Natural Oak



Solutions Tobacco Oak



Solutions White Oak



Solutions Concrete

10

Complementary Open Shelving

10: LochAnna Studios are able to design your kitchen to include open shelving in various shapes and sizes. Alongside cabinets, shelving offers a practical but stylish personalised feature to your kitchen.

Shelving is available in our four stunning 'Solutions' finishes; Natural Oak, Tobacco Oak, White Oak and Concrete. See page 176 for details.

Important Finishing Touches

09: We have introduced a new range of drawer storage solutions. To fit the Excel and Excel plus drawer boxes we have solutions for pan, crockery and cutlery storage.

See page 166 for details.



09



11



Handles


11: We've added 23 new handles to the range, featuring up-to-date finishes and textures.

See page 128 -137 for details.


Our Door Selector...

All of our kitchens are carefully selected by drawing on our extensive experience of European kitchen fashions, married with British classic styles and quality. With 325 different on-trend choices, you can be sure of finding something that will transform your home and enhance your life for years to come.


Tavole Collection* NEW




FRESH GINGER
S




FOREST OAK
A




DEEP CHERRY
A




SNOW CLOUD
A



CERULEAN BLUE
A




DUST GREY
A




SABLE
O


Profile Gloss Collection




GLOSS WHITE
W




GLOSS CREAM
W




GLOSS DOVE GREY
S




GLOSS CASHMERE
S



GLOSS DUST GREY
S



GLOSS PORCELAIN
W



GLOSS GRAPHITE
S

Made to Measure
SERVICE

* To help you create a bespoke finish, Made to Measure doors are available in this range.

- SUPPLIED CABINET COLOUR
- W

White
- G

Grey Linen
- S

Stone Grey
- A

Anthracite Linen
- O

Oak



Profile Matt Collection



MATT PORCELAIN
W



MATT DOVE GREY
S



MATT MUSSEL
S



MATT DUST GREY
S



MATT GRAPHITE
S



MATT ATLANTIC
A

Mala Gloss Collection



GLOSS WHITE
W



GLOSS PORCELAIN
W



GLOSS CREAM
W



GLOSS DOVE GREY
S



GLOSS CASHMERE
S




GLOSS DUST GREY
S




GLOSS GRAPHITE
S


Mala Matt Collection




MATT WHITE
W




MATT PORCELAIN
W




MATT DOVE GREY
G



MATT CASHMERE
G



MATT DUST GREY
G



MATT PLATINUM GREY
G



MATT GRAPHITE
G



MATT INDIGO BLUE
G

Our Door Selector...

Puro Collection*



GLOSS CASHMERE

S



GLOSS WHITE

W



GLOSS DOVE GREY

S



GLOSS MUSSEL


S

Euro Matt Collection*




MATT MUSSEL

S




MATT DOVE GREY

S



MATT DUST GREY

A



MATT GRAPHITE


A



MATT SEA BLUE


A

Lastra Collection




GREY GRAINED OAK

S




DRIFTWOOD

S




CONCRETE

S




DENIM

G



DUST

S



FJORD

G


Made to Measure

SERVICE

* To help you create a bespoke finish, Made to Measure doors are available in this range.


- SUPPLIED CABINET COLOUR
- W White
 - S Stone Grey
 - O Oak
 - G Grey Linen
 - A Anthracite Linen

Brompton Collection NEW




WHITE

W




DOVE GREY

G




DUST GREY

A




GRAPHITE

A



CASHMERE

S



STONE

S

Grained Collection



OAK

S



WHITE

W



IVORY

O



CASHMERE

S



MUSSEL

S



DAKAR

S



STONE GREY

S



DOVE GREY

S



DUST GREY

S



GRAPHITE


O



SEA BLUE

A

Opaco Collection*




MATT WHITE

W




MATT MUSSEL

S




MATT DOVE GREY

S




MATT DUST GREY

A




MATT GRAPHITE

A




MATT CASHMERE

S



MATT FJORD

G



MATT SEA BLUE

A

Note: Colours are as accurate as the printing process allows, we recommend that you examine a physical swatch or sample before making your final choice. These can be requested via your retailer.

Our Painted Collections




Washington

A velvet smooth painted shaker



Clarkwell*

A solid timber oak or ash painted shaker



Georgian*

A solid timber oak or ash painted door with a beaded frame



Durham

A luxurious solid timber in-frame with beaded detailing on the inner door



Elswick*

A rich solid timber narrow framed shaker door, with a veneered centre panel



Faversham

A striking and unique solid timber narrow framed shaker door, with an integrated handle.

Made to Measure
SERVICE

* To help you create a bespoke finish, Made to Measure doors are available in this range.

Painted colours available



Colour
MATCHING
Service

Have your kitchen painted in the colour you've always dreamed of. Simply provide us with a recognised colour reference and we'll do the rest! Ask your LochAnna Studio for further details.

Note: As timber doors are made from a natural, living material, some grain and colour variation can be expected within products. Timber is also susceptible to expansion and shrinkage depending on the environment in which it is installed. This potential natural movement of the timber can cause any layer of paint, lacquer, varnish etc. that has been applied to move with it and may result in panel shrinkage and hairline cracks along the joints of the door. All of this is normal and is considered to be a positive feature, adding an authentic look and feel to the kitchen.

Crafted, Robust Cabinets.

The installer's choice, cabinets are engineered using only the finest materials.



REMOVABLE BACK PANEL IN BASE UNITS

A simple yet ideal way to aid installation and service access



Sturdy soft close drawers in a choice of Excel, slimline Excel Plus Graphite or Solid Oak Dovetail. With a range of stylish accessories, you can tailor your drawers to your storage requirements – see page 166 for full details. Both our Excel Anthracite and Oak Dovetail drawers have 30kg load bearing capacity, whilst our Excel Plus has an impressive 40kg!

Colour Choices



Lissa Oak



Stone Grey



White



Grey Linen



Anthracite Linen



PVC EDGED CABINET PANELS

All panels are fully edged to protect against moisture penetration



ADJUSTABLE SERVICE VOID

Offers flexibility when accommodating pipework 45/75mm



CONCEALED HANGING BRACKET

Creates a clean look inside the cabinet and offers a 15mm wiring void



ADJUSTABLE LEGS

Protects against moisture ingress and ensures that your cabinets are perfectly level



ALL 18MM THICK HIGH DENSITY PANELS IN BASE CABINET

No weak points - extra sturdy



SOFT CLOSE DOORS AS STANDARD

Soft close hinges in a choice of colours, nickel or titanium (shown)



MINIMAL HOLES IN SIDE PANELS

For a clean, high-end appearance



SOFT CLOSE DRAWERS

Metal sides and solid bases and backs for durability and peace of mind



330MM EXTRA DEEP WALL CABINETS AS STANDARD

Ample storage and can fit a full sized 12 inch dinner plate



For our fantastic storage ideas and accessories
PAGE 164 - 169





PULL OUT DRAWER LARDER
A stylish and practical pull out larder unit using our solid Oak Dovetail drawers

DISCOVER THE POSSIBILITIES

Interesting and practical storage solutions can make all the difference in your kitchen. LochAnna's innovative range of storage options are designed to allow you to hide away clutter and create your dream kitchen that works for you every day.



BLIND CORNER LARDER
Maximise space with our blind corner larder. Compatible with our Kesseböhmer Le Mans storage for easy access to your essentials.



CORNER LARDER
Make the most of your space with our corner larder, with a mix of tall storage and shelving.



LARDER TOWER
The ultimate stylish and practical storage, our Larder Tower incorporates Excel Plus glass drawers with integrated soft close and allows easy access to all your kitchen essentials.

LIFESTYLE LARDER

Our Lifestyle Larders have been developed to reflect how you actually use your kitchen, offering affordable and accessible storage solutions.

The four styles are available in our five cabinet finishes. Feel free to mix and match your internal shelf & divider colour with the outer cabinet colour to create your own individual style.

The four designs are available across two widths, 600mm & 1000mm and can be utilised as your lifestyle dictates. All of our Lifestyle Larders have solid 18mm back panels to allow you to hang hooks and make full use of the space.




1000mm Cleaning & Utility Larder
Outer cabinet: Grey Linen
Inner shelves & dividers: Anthracite Linen



1000mm Combi Larder
Outer cabinet: Lissa Oak
Inner shelves & dividers: Stone Grey
Shown with two optional extra cubes in Lissa Oak & Stone Grey



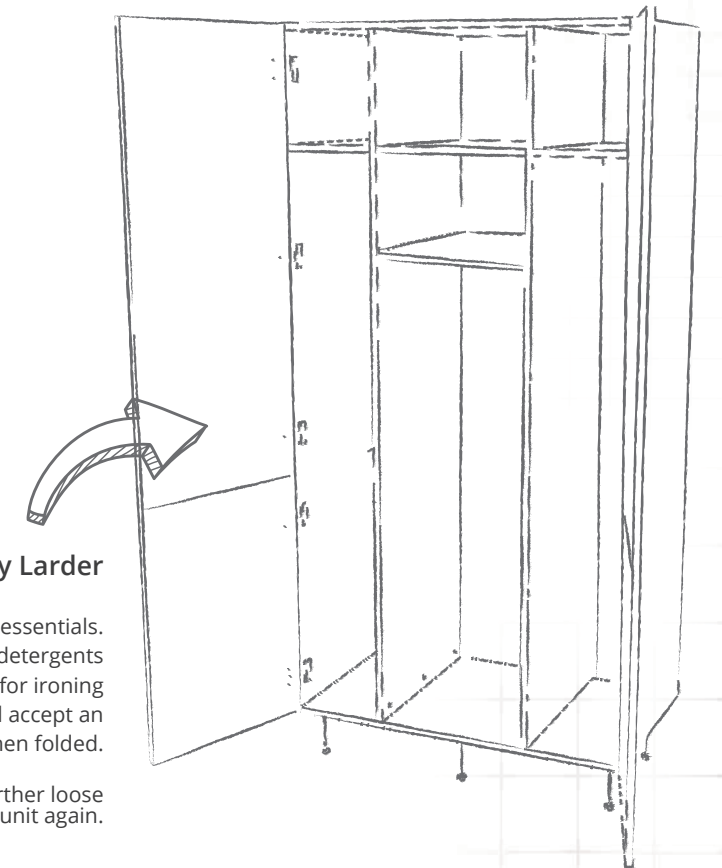
600mm Easy Access Larder
Outer cabinet: Lissa Oak
Inner shelves: Stone Grey
Shown with optional extra oak spice rack



1000mm Combi Larder

The tapered verticals make it easier for you to access the higher shelves. Shoe racks, lights and coat hooks can be added. The ironing board space will accept an ironing board up to 1600mm high when folded.

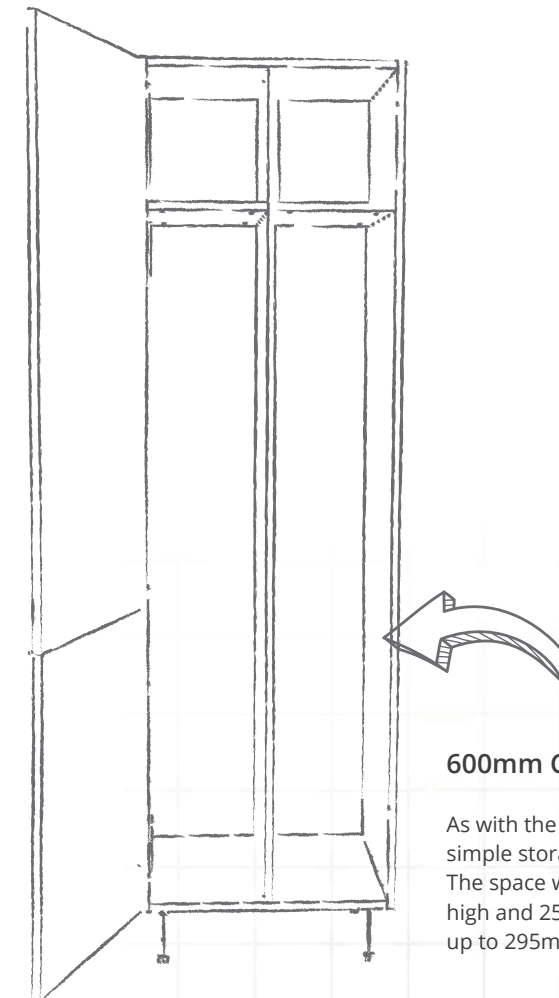
The combi larder can be further customised by including cubes as shown here, in two sizes and all five cabinet finishes.



1000mm Cleaning & Utility Larder

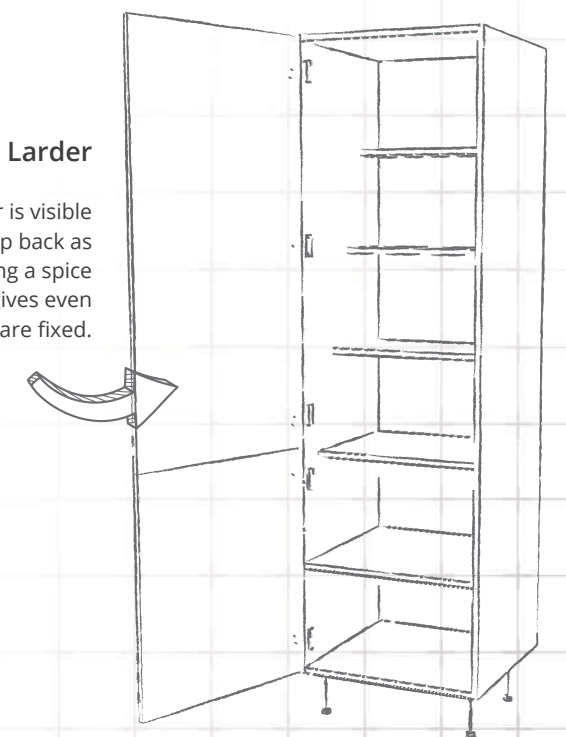
The ideal space to house your larger cleaning and laundry essentials. The shelves at the top are the perfect place to put your detergents and smaller appliances, whilst the tall storage can be used for ironing boards, mops and other taller items. The tall space will accept an ironing board up to 1600mm in height when folded.

There is the option to purchase four further loose shelves to change the use of the unit again.



600mm Easy Access Larder

Everything stored in this larder is visible and accessible as the shelves step back as they get higher in the unit. Adding a spice rack on the back of the door gives even more storage. All shelves are fixed.



600mm Cleaning & Utility Larder

As with the 1000mm wide version, this larder allows for simple storage of ironing boards and vacuum cleaners. The space will allow for ironing boards up to 1600mm high and 250mm wide when folded and a vacuum cleaner up to 295mm wide.

THE ART OF CHOOSING

Be imaginative with your design to create a unique kitchen that reflects your personality and style. Mixing colours and textures creates exciting contrasts that catch the eye and make a statement. All LochAnna Studios have samples of our doors, worktops and even hinges that you can put together and see what works for you.

Use your imagination, get creative and have some fun!




Tavole Collection NEW

Bring a touch of farmhouse chic to your kitchen with our unique Italian-made wood veneer door. With a gorgeous planked finish featuring a cross-cut grain and integrated circular handle recess, Tavole oozes rustic charm.

The seven colour choices can be combined to stunning effect, whilst the standalone island and sideboard units help to create a totally bespoke feel in your finished kitchen.


Door finishes




Fresh Ginger



Forest Oak



Deep Cherry




Snow Cloud



Cerulean Blue



Dust Grey



Sable

Tavole is manufactured with a wood veneer made from European oak, which is stained to your desired colour as chosen above. The stain is designed to allow the natural characteristics of the wood to emerge and being a natural product, the oak will have variations of grain structure and shade. The images in this brochure are representative of the finished look of your kitchen, however we recommend that you examine a physical sample before making your final choice. These can be obtained via your retailer.

Tavole

Snow Cloud, Deep Cherry & Fresh Ginger

The Tavole colour palette has been chosen to work in harmony together as we've shown here by mixing three finishes. Don't be afraid to experiment to make your space truly individual.



Tavole
Snow Cloud &
Fresh Ginger

The standalone island and sideboard bring a contemporary twist to this country cottage kitchen. We've used chunky rails underneath the units and to both sides of the Belfast sink unit to create a framed effect.

Quooker® Featured: Quooker Flex Tap see page 181



Tavole Snow Cloud featuring EcoStone Hares splashback



Featured: NEFF Slide&Hide® ovens - see pages 179



Our sideboards are standalone furniture pieces that you can add to any room in the house to create a cohesive design scheme. Available in a variety of widths and with two door height options.



Tavole

Sable & Deep Cherry


Our clever easy access larder includes shelves that step back so you can reach items even on the highest shelf. We've added a spice rack to the back of the door to maximise the storage.



Faversham

Atlantic

The dramatic deep blue of the Atlantic colour highlights the wood grain of the door beautifully.

 Featured: NEFF N70 Venting Hob see pages 178-179

Faversham Collection NEW

A striking blend of classic shaker and contemporary handleless styles, Faversham will elevate your kitchen to another level. This solid timber door with integrated handle has a beautiful woodgrain finish and narrow shaker frame.

Select from our carefully curated palette of 28 beautiful colours or use our colour match service to create a kitchen as individual as you are.

Door finishes

 Bright White	 Porcelain	 Pearl	 Ivory	 Mussel	 Stone
 Light Grey	 Pebble Grey	 Dust Grey	 Cool Grey	 Cinder	 Graphite
 Soft Black	 Breeze	 Aegean	 Sapphire	 Atlantic	 Midnight NEW
 Sage	 Olive NEW	 Pale Teal	 Meadow	 Thicket	 Lavender
 Damson	 Cashmere	 Desert Pink	 Warm Earth		

Colour
MATCHING
Service





Faversham

Bright White, Soft Black and Lavender

The contrast of the Soft Black island and Bright White cabinets with White minerva® worktops is enhanced with the addition of a Lavender Lifestyle Larder for a pop of colour.



Featured: NEFF Slide&Hide® ovens – see pages 178-179.



Faversham Cashmere & Atlantic

Rich Cashmere tall and base units are contrasted beautifully by the pop of colour on the Atlantic island.



Featured: Fusion Square All-in-One tap
Featured: Nordic Square boiling water tap



Elswick

Pearl & Sapphire

The neutral tones of Pearl are lifted by the vibrant Sapphire colour featured on the island and in the adjoining utility room. Tongue and groove panelling creates a cottage kitchen feel to really complement the Belfast sink, whilst feature posts create an in-frame look underneath the cabinets.

Handles: H1061 Chrome Bevelled D Handle, H1062 Chrome Bevelled Knob.

Made to Measure
SERVICE

Elswick Collection

NEW

Elswick is a fresh take on the classic shaker door. With a simple narrow shaker frame, this solid timber door can be styled to achieve a more modern or a timeless traditional look through the careful choosing of accessories.

Our beautiful palette of 28 colours leave you spoilt for choice, or create a truly bespoke kitchen unique to you using our colour match service.

Door finishes

Bright White	Porcelain	Pearl	Ivory	Mussel	Stone
Light Grey	Pebble Grey	Dust Grey	Cool Grey	Cinder	Graphite
Soft Black	Breeze	Aegean	Sapphire	Atlantic	Midnight
Sage	Olive	Pale Teal	Meadow	Thicket	Lavender
Damson	Cashmere	Desert Pink	Warm Earth		





Elswick Stone & Thicket

The warm tones of Stone are beautifully complemented by the rich Thicket green of the tall units. We've created extra drama and height by adding bridging cabinets to the top of the tall units.

Handles: H1047 Brushed Satin Brass Cup Handle,
H1048 Brushed Satin Brass Knob.

Elswick Stone

We've made the most of the space underneath the window to create a cosy low seating area, with built in shallow drawers to store away any clutter.



feature

Elswick Sapphire

Maximise your available space by creating a bespoke washer and dryer stack. Fabricated on site using painted panels to match the door, this is the perfect way to keep your laundry appliances hidden away.



Durham

Sapphire

The Durham 1000mm wide bi-fold dresser with cornice and under cornice for a dramatic look.
 Handles: H1044 Satin Brass Cup Handle, H1043 Satin Brass Knob.

Durham Collection

NEW

A true in-frame door, Durham brings a touch of luxury to the kitchen. This Italian made, solid timber door and frame with beautiful beading detailing on the inner door takes the traditional kitchen look to the highest level.

The finishing touches in Durham will make all the difference. The canopy is a lovely, ornate housing for an extractor, whilst the bi-fold dresser unit brings a touch of opulence. Add to that the stunning colour palette of 28 finishes and you can create a timeless, bespoke kitchen design to enjoy for years to come.

Door finishes

Bright White	Porcelain	Pearl	Ivory	Mussel	Stone
Light Grey	Pebble Grey	Dust Grey	Cool Grey	Cinder	Graphite
Soft Black	Breeze	Aegean	Sapphire	Atlantic	Midnight
Sage	Olive	Pale Teal	Meadow	Thicket	Lavender
Damson	Cashmere	Desert Pink	Warm Earth		

Colour
MATCHING
Service



Durham Light Grey, Cool Grey & Desert Pink

A functional and comfortable space for the family to gather, we've created bench seating with tongue and groove panelling and completed the look with skirting plinth and cornice with under cornice for extra height. Handles: H1031 Antique Bronze Knob.



Featured: The NEFF Slide&Hide® with Compact Oven & Warming Drawer - see page 178-179.

Durham
Soft Black

Solid Oak Dovetail drawers bring a touch of luxury and elevate the kitchen. Furnish with our bespoke solid oak cutlery inserts.

Handles: H1022 Chrome Cup Handle, H1025 Chrome Round Knob & Back Plate.



Featured: NEFF N70 Stainless Steel Gas Hob.



Durham
Warm Earth & Pearl

A dramatic and classy look has been created with extra tall oven housings and wall units, topped off with beautifully sculptured cornice, given extra height with under cornice. Handles: H1030 Antique Bronze Cup Handle, H1031 Antique Bronze Knob.



Featured: The NEFF Slide&Hide® with Compact Oven & Warming Drawer - see page 178-179.



Featured: The Quooker Flex Tap - see page 181.



Washington

Dust Grey

Dust Grey bridging units and panels are mixed with Solutions White Oak shelving to create a boot room.
 Handles: H1020 Chrome Cup Handle.

Washington Collection

A velvet smooth painted shaker, finished in a choice of 28 beautiful finishes.

A traditional painted shaker kitchen that delivers understated luxury.
 Soft and smooth to the touch yet durable and hardy to stand up to everyday life.

Accessorising this kitchen with mantle shelves or wine and plate racks creates a traditional room, or include square end posts for a more modern influence.

Door finishes

Colour
MATCHING
Service

Washington

Dust Grey, Graphite & Porcelain

A mix of colours creates a stunning contrast in this Washington kitchen. Dressed with minerva® Carrara White worktop.



Handles: H1020 Chrome Cup Handle, H1027 Chrome Square Knob.

Washington Porcelain & Dust Grey

New Washington Porcelain and Dust Grey,
on oak cabinets with mantle shelf.



Bridging units have been used to create height and additional storage above the larders and wall units, whilst the blind corner larder makes superb use of space.



Handles: H1020 Chrome Cup Handle, H1027 Chrome Square Knob.



Clarkwell
Ivory & Sapphire

The ever popular Ivory painted shaker is offset beautifully with the richness of Sapphire - enhanced by the 25mm minerva® Carrara White worktops.

Handles: H820 Stainless Steel Collar Bar Handle.

Made to Measure
SERVICE

Clarkwell Collection

A refined solid hardwood shaker in a choice of solid oak and 28 painted finishes.

The Clarkwell Collection is a much sought-after style suited to classic and modern homes. The natural woodgrain comes alive as the finishing process takes place.

Choosing from our rich palette of finishes, or selecting a shade of your choice using our colour match service, you will have a kitchen of distinction.



Door finishes

Bright White	Porcelain	Pearl	Ivory	Mussel	Stone
Light Grey	Pebble Grey	Dust Grey	Cool Grey	Cinder	Graphite
Soft Black	Breeze	Aegean	Sapphire	Atlantic	Midnight
Sage	Olive	Pale Teal	Meadow	Thicket	Lavender
Damson	Cashmere	Desert Pink	Warm Earth		

Colour
MATCHING
Service



Clarkwell
Graphite & Light Grey

A beautiful and fresh mix of two colours creates a spectacular result. Dressed with 25mm minerva® Carrara White worktops.

Handles: H504 Pewter Strap Handle, H1009 Pewter Round Knob.



Butler's Pantry

Butler's Pantry, available in Lissa Oak. A practical addition to any classic kitchen.

Available in Grained, Clarkwell, Georgian, Elswick, Washington, Faversham & Durham Collections.



Clarkwell Light Grey & Sage

A beautiful and fresh mix of two colours creates a spectacular result. Dressed with 25mm minerva® Carrara White worktops.

Handles: H504 Pewter Strap Handle, H1009 Pewter Round Knob.



Georgian Thicket

The gorgeous deep green of Thicket contrasts beautifully with the copper handles. We've used under plinth and modular pilasters to create a framed look for the Island.

Handles: H1023 Copper Cup Handle, H1029 Copper Oval Knob.

Made to Measure
SERVICE

Georgian Collection

A solid timber shaker with a subtle beaded detail in a choice of solid oak and 28 painted finishes.

The Georgian Collection is very special - the beading detail really sets it apart from the crowd.

Our colour matching service will allow you to design your kitchen in a shade you've been yearning for. With our extensive choice of handles in lots of styles and finishes, your kitchen will be truly unique.



Door finishes



Colour
MATCHING
Service





Georgian Damson & Lavender

A stunning colour combination, Damson base and tall units with Lavender wall units. We've used bridging units above the wall units to create height in the kitchen.

Handles: H1024 Black Satin Cup Handle, H1026 Black Satin Knob.



Georgian Ivory - The ever-popular Ivory, shown here with a working mantle and paired with our H962 copper angular handle.



Georgian Light Grey - the beaded shaker design with a stunning grain.



Georgian Aegean & Breeze

The contrast between Aegean and Breeze really makes a statement in this design. Featuring our working mantle and glass dressers. Curved end posts and a stepped plinth creates a rich look.

Handles: H1024 Black Satin Cup Handle, H1026 Black Satin Knob.

Georgian Stone & Ivory

The richness of stone and the natural beauty of ivory produce a charming statement.

Handles: H1010 Long Pewter Cup Handle, H1009 Pewter Round Knob.



Georgian Cinder & Lavender

We've created a dramatic effect by pairing Cinder and Lavender, set off beautifully with our stepped plinth on the tall and base units. A framed effect has been created on the island using modular pilasters and under plinth.

Handles: H1022 Chrome Cup Handle, H1025 Chrome Round Knob & Back Plate.





Brompton

Graphite & Dove Grey

The dramatic colour of the Graphite works beautifully with the warm tones of Solutions Tobacco Oak open shelving.

Handles: H1066 Rose Gold Textured Bar Handle.

Brompton Collection NEW

A beautiful silky smooth five-piece shaker door with a narrow frame.

Brompton brings elegance and simplicity to the kitchen with a smooth, easy clean finish available in six natural shades that work perfectly together. Mix the colours across your kitchen to create a space that's truly your own.

Enrich your kitchen design even further with our range of accessories including curved end posts, pilasters, and a working mantle.

Door finishes

		
White	Dove Grey	Dust Grey
		
Graphite	Cashmere	Stone




Brompton Light Grey & Dust Grey

The simplicity of Dove Grey is enriched by the Dust Grey larder, featuring curved end posts and classic cornice. Extra tall oven housing units and larder create height and drama.

Handles: H1067 Black Textured Bar Handle.



Featured: The NEFF Slide&Hide® Oven - see page 178



Featured: Fusion Square tap in Black



Brompton Graphite & Dove Grey



Get creative with your kitchen design to make it work for the whole family – why not create a dog bath area in the utility room for easier cleaning after those muddy walks!



Brompton Dust Grey Combi Larder

Never struggle for storage in your kitchen again with our Combi Larder – use it for cleaning and laundry, coats and shoes and even essentials for your beloved pets. See pages 24-25 for the options available.



Grained Dakar

A subtle rich shade, Dakar is a popular choice. Dressed in this set with 25mm minerva® Black Granite worktop.

Handles: H942 Antique Effect Strap Handle.


Grained Collection

Beautiful and practical woodgrain effect shaker kitchens.

With 10 luxurious colours and a light oak effect, the Grained Collection is a stunning and attainable alternative to painted timber kitchens. The colour palette is designed to work in harmony, so you can mix colours across your kitchen units to reflect your own style.

Add richness to your kitchen design with the curved end posts, or use bi-fold units and contemporary handles to achieve a more modern finish.


Door finishes




Ivory




Dakar




Mussel




Dove Grey



Stone Grey



Cashmere




Dust Grey




Oak



White



Graphite



Sea Blue

Grained Dove Grey & Dust Grey

Cool and neutral Dove Grey mixes beautifully with Dust Grey to enhance many room and decor styles. Dressed in this set with 25mm minerva® White worktops.

Handles: H150 Chrome Cup Handle, H149 Chrome Knob.





Grained Oak

A natural pale oak shaker, use to accent a painted kitchen or on its own for a light and fresh finish.


Handles: H942 Antique Effect Strap Handle.



Grained Mussel

An elegant neutral option, Mussel works on its own or partners another Grained colour perfectly. Shown here with 25mm minerva® Fossil worktops.


Handles: H363 Pewter Effect Strap Handle.



Glass doors

feature

Glass cabinets offer a smart solution for featuring your display items



Curved end posts

feature

Curved end post offers a distinguishing feature



Curved door units

feature

Curved doors available in all colours in the Grained Collection



Grained
Cashmere & Stone Grey

The stunning combination of Cashmere and Stone Grey works beautifully - dressed in this set with 25mm minerva® Ice Crystal worktop.
Handles: H933 Satin Nickel Handle.

Opaco Collection


A simple and smooth classic shaker-style kitchen.

Available in eight on-trend colours, Opaco offers a matt smooth painted effect shaker. Dress your kitchen traditionally with cup and knob handles, or add a contemporary twist using simple bar handles. Whichever you choose, you've got a timeless kitchen to be enjoyed for years to come.

A clean matt shaker with no lines or grooves.

A classic, timeless choice.

Door finishes



Matt White




Matt Mussel




Matt Dove Grey



Matt Dust Grey




Matt Graphite



Matt Cashmere



Matt Ford



Matt Sea Blue

Opaco Sea Blue

The rich Sea Blue colour contrasts beautifully with the white worktop on the island and chrome handles.

Handles: H1002 Cup Handle, H149 Knob.



Opaco Mussel

The smooth lines of Opaco with Solutions worktops.
Handles: H146 Satin Nickel Handle.



Opaco Dove Grey

Opaco Dove Grey shown with 25mm
worktop which has a beautiful blend
of earth tone colours.
Handles: H146 Satin Nickel Handle.



Mala Cashmere

Shown with Solutions Tobacco shelving,
minerva® Copper Fleck worktop.
Handles: H1015 Copper Curved End Handle.

Mala Collection

Italian styling at its very best.

Using the finest paints and lacquers, Mala offers a robust ultra high gloss or matt finish in a series of 15 contemporary tones.

The latest colours create a crisp appearance, whilst curved units and designer accessories allow for a lavish design.

Create a stunning contrasting look by pairing Mala with Solutions shelving.

Door finishes

			
Gloss White	Gloss Cream	Gloss Dove Grey	Gloss Cashmere
			
Gloss Dust Grey	Gloss Porcelain	Gloss Graphite	Matt White
			
Matt Porcelain	Matt Dove Grey	Matt Cashmere	Matt Dust Grey
			
Matt Platinum Grey	Matt Graphite	Matt Indigo Blue	

Mala
Gloss Graphite
& Dove Grey

Dressed with copper accessories,
shown with Solutions Tobacco.

Handles: H1015 Copper Curved End Handle.





Mala Porcelain

Shown in Porcelain Gloss with our Grey Linen cabinet and minerva® Copper Fleck worktop.

Handles: H1015 Copper Curved End Handle.



feature

Stunning and practical corner larder – available in all of our cabinet colours, shown here in Grey Linen.



feature

Innovative hideaway pocket doors offer a practical space saving solution for larders. Soft close as standard – available in 600mm widths, in our Mala and Profile Collections. The unit comes with shelves as standard, but can be customised by adding internal drawers as we've shown here.



Profile
Gloss Dove Grey

Gloss Dove Grey is a popular on trend colour - shown here with a curved island and deep pan drawers. Dressed with 25mm minerva® Grey Crystal worktop.

Profile Collection

A contemporary handleless door representing the very best in Italian styling.


Using precision painting and lacquering techniques, the Profile Collection offers a choice of 13 super gloss or silken matt finishes to help you create your dream kitchen.

Choose from the latest colours and finishes and enhance your design with curved units and appealing accessories.


Door finishes




Gloss White



Gloss Cream



Gloss Dove Grey




Gloss Cashmere



Gloss Dust Grey



Gloss Porcelain



Gloss Graphite




Matt Porcelain




Matt Dove Grey



Matt Mussel



Matt Dust Grey



Matt Graphite



Matt Atlantic

Profile Gloss Cream


Gloss Cream shown with Natural Oak panels for a contemporary European look.





Profile Gloss White


Gloss White offers a timeless bright kitchen providing you with a limitless choice when choosing worktops and accessories. Dressed with 25mm minerva® Peak Stone worktop.



Corner Posts

feature

External corner post with a matching channel to provide a linear continental touch



Curved Doors

feature

Curved door available for base and wall cabinets

Profile
Matt Dust Grey

Showing the versatility of Dust Grey – this time in a matt finish and dressed here with 42mm maia® Iceberg worktops and upstands.



Open Shelving
A stunning open display in Solutions Natural Oak adds a richness to a modern dust grey kitchen, shown with a full height larder door.



Profile Matt Porcelain

Matt Porcelain is a subtle alternative to gloss, popular with designers and used throughout the most stylish homes. Shown here with our stunning Solutions Natural Oak worktops, splashbacks and shelving – bringing you the best of contemporary European kitchens.



Euro Collection

Stylish and unassuming, a stunning modern kitchen.

With a choice of five clean modern colours in matt finishes, the attraction of the Euro Collection speaks for itself. A clean and practical kitchen that is contemporary and easy to live with.

Mix shades, add your choice of worktops, splashbacks and handles to build your personalised kitchen.

Door finishes




Matt Mussel




Matt Dove Grey



Matt Dust Grey



Matt Graphite



Matt Sea Blue

Euro Matt Graphite

Bold and beautiful, the Graphite works so well with Solutions Tobacco Oak worktops and splashback.

Handles: H264 Stainless Steel Arch End Handle.



Euro Matt Dove Grey

The beautiful and smooth Euro Matt Dove Grey. Shown here with Solutions Tobacco Oak worktops and splashback.

Handles: H264 Stainless Steel Arch End Handle.



Euro Matt Mussel

Modern and practical - Matt Mussel combined with the arch ended handle H264 makes this a strong design statement.



Euro Matt Dove Grey & Sea Blue

The striking Sea Blue island really elevates this kitchen, without overpowering the Dove Grey. The scheme is brought together with rich Solutions Tobacco Oak worktops and splashback.

Handles: H264 Stainless Steel Arch End Handle.

Puro Collection


With its superior gloss finish, a Puro kitchen is a statement of quality.

Available in four fresh colours, the pure high gloss finish makes a spectacular statement in a modern kitchen.

Create beautiful lines and symmetry in your kitchen using curved units, wide pan drawers and bi-fold units.

To achieve a truly unique design with contrasting textures and colours, pair Puro with our Lastra Collection doors and our Solutions shelving or panelling.

Door finishes



Gloss White



Gloss Dove Grey



Gloss Mussel



Gloss Cashmere

Puro

Gloss White

Puro Gloss White - striking simplistic high gloss.

Handles: H1006 Satin Rear Fix Puro Handle.



Puro Gloss Cashmere

New Puro Gloss Cashmere - a beautiful super smooth modern high gloss finish. Dressed with a 25mm minerva® Nimbus Grey worktop.

Handles: H1008 Satin Long Rear Fix Puro Handle, H1004 Satin Long Front Fix Puro Handle.

Puro Gloss Mussel

The beautiful gloss doors combined with 25mm minerva® Carrara White worktops creates a premium kitchen to be proud of.

Handles: H1005 Chrome Rear Fix Puro Handle.



Lastra Concrete

Clever use of colours and textures creates a contemporary look that elevates this whole design. Denim panels have been used to create open shelving, whilst Concrete doors and Solutions worktops contrast with Puro Dove Grey plinth.

Handles: H1017 Brushed Copper L Shape Handle.

Lastra Collection

Simple styling with bold accents.

The Lastra Collection brings together six modern finishes that let you get creative and have some fun with your kitchen design.

With a mix of on-trend colours and the latest natural textures, you can customise your design to reflect your personality.

If you really want to make a statement, combine with a gloss door from one of our other collections.


Door finishes



Grey Grained Oak



Driftwood



Concrete



Denim



Dust



Ford



Lastra Driftwood

The horizontal grain of Driftwood works perfectly with wide drawers and doors.

Handles: H933 Satin Nickel Handle.



Lastra Dust Grey with our Excel Plus drawer box – up-to-the-minute styling.



Lastra Denim & Concrete Solutions

Denim mixed with Concrete creating an open plan coordinated living space.

Handles: H1019 Black Chrome Handle

Lastra
Fjord & Grey
Grained Oak

Our 1000mm pantry with Grey Linen cabinets produces a dramatic, modern kitchen with practical storage. Dressed with minerva® Ice Crystal work surfaces.

Handles: H1005 Chrome Rear Fix Puro Handle.





Lastra

Dust & Denim

Two of the latest colours sit beautifully with Solutions White Oak worktops and shelving.
Handles: H1017 Brushed Copper L Shape Handle.

Handles are illustrated in relation to each other. Please see each description for sizes.

handles

Doors and drawer fronts are not pre-drilled for handles, allowing you to choose alternative designs to those featured in the range photographs.



1. Handle H941
10mm Thick Chromed D-Handle
200mm Long x 30mm High
160mm or 192mm Centres

2. Handle H947
25mm Thick Chromed D-Handle
205mm Long x 29mm High
160mm or 192mm Centres

3. Handle H1004
Long Satin Front Fix Puro Handle
200mm Long x 10mm High
15mm Projection / 196mm Centres

4. Handle H1008
Long Satin Back Fix Puro Handle
200mm Long x 10mm High
15mm Projection

5. Handle H1003
Long Chrome Front Fix Puro Handle
200mm Long x 10mm High
15mm Projection / 196mm Centres

6. Handle H1007
Long Chrome Back Fix Puro Handle
200mm Long x 10mm High
15mm Projection

7. Handle H146
20mm Thick Satin Nickel D-Handle
180mm Long x 35mm High
160mm Centres

8. Handle H931
23mm Satin Nickel D-Handle
177mm Long x 37mm High
160mm Centres

9. Handle H919
25mm Thick Brushed Nickel D-Handle
202mm Long x 32mm High
160mm Centres

10. Handle H918
20mm Thick Satin Nickel D-Handle
150mm Long x 28mm High
128mm Centres

11. Handle H933
22mm Thick Satin Nickel D-Handle
170mm Long x 30mm High
160mm Centres

12. Handle H018
Chrome Sparkle Handle
200mm Long x 25mm High
160mm or 192mm Centres

13. Handle H022
15mm Satin Nickel D-Handle
200mm Long x 28mm High
160mm Centres

14. Handle H932
15mm Thick Satin Nickel Strap Handle
206mm Long x 24mm High
192mm Centres

15. Handle H003
24mm Thick Satin Nickel D-Handle
152mm Long x 25mm High
128mm Centres



16. Handle H917
16mm Thick S/Steel Bar Handle
185mm Long x 38mm High
160mm Centres

17. Handle H264
14mm Thick S/Steel Arch End Handle
200mm Long x 34mm High
160mm Centres

18. Handle H1015
16mm Curved End Handle Copper
200mm Long x 25mm High
192mm Centres

19. Handle H1011
16mm Curved End Handle Brushed Nickel
200mm Long x 25mm High
192mm Centres

20. Handle H1013
16mm Curved End Handle Chrome
200mm Long x 25mm High
192mm Centres

21. Handle H1032
16mm Curved End Handle Satin Brass
200mm Long x 25mm High
192mm Centres

22. Handle H1033
9mm Slim D Handle Satin Brass
186mm Long x 27mm High
160mm Centres



23. Handle H1034
25mm Flat Front Fixing Handle Ash Grey
180mm Long x 18mm High
160mm Centres

24. Handle H1035
25mm Flat Front Fixing Handle Dark Brown
180mm Long x 18mm High
160mm Centres

25. Handle H1036
25mm Curved Front Fixing Handle Ash Grey
180mm Long x 22mm High
160mm Centres

26. Handle H1037
25mm Curved Front Fixing Handle Dark Brown
180mm Long x 22mm High
160mm Centres

27. Handle H820
16mm Thick Steel Collar Handle
165mm Long x 30mm High
128mm Centres

28. Handle H916
16mm Thick S/Steel Bar Handle
336mm Long x 36mm High
277mm Centres

29. Handle H318
16mm Thick S/Steel Bar Handle
236mm Long x 36mm High
177mm Centres

30. Handle H222
12mm Thick S/Steel Bar Handle
220mm Long x 30mm High
160mm Centres

Handles are illustrated in relation to each other. Please see each description for sizes.



31. Handle H1005
Puro Chrome Back Fix Handle
50mm Long x 10mm High
15mm Projection

32. Handle H1006
Puro Satin Back Fix Handle
50mm Long x 10mm High
15mm Projection

33. Handle H1038
26mm Flared D Handle Chocolate
169mm Long x 27mm High
160mm Centres

34. Handle H1039
26mm Flared D Handle Graphite
169mm Long x 27mm High
160mm Centres

35. Handle H1040
26mm Flared D Handle Copper
169mm Long x 27mm High
160mm Centres

36. Handle H150
Chrome Cup Handle
90mm Long x 20mm High
76mm Centres

37. Handle H149
Chrome Knob
25mm Diameter x 30mm High

38. Handle H1002
Long Cup Handle Chrome
140mm Long x 40mm High
96mm Centres / 27mm Projection

39. Handle H962
Copper Angular Handle
200mm Long x 30mm High
160mm Centres

40. Handle H942
26mm Thick Antique Effect D Handle
140mm Long x 24mm High
96mm Centres



41. Handle H1041
15mm Curved Strap Handle Graphite
216mm Long x 32mm High
160mm or 192mm Centres

42. Handle H1042
15mm Curved Strap Handle Chocolate
216mm Long x 32mm High
160mm or 192mm Centres

43. Handle H1043
Round Knob Satin Brass
40mm Diameter x 35mm High

44. Handle H1044
Cup Handle Satin Brass
97mm Long x 37mm High
64mm Centres / 24mm Projection

45. Handle H943
30mm Antique Effect Cup Handle
96mm Long x 20mm High
64mm Centres

46. Handle H1009
Round Knob Pewter
40mm Diameter x 35mm High

47. Handle H1010
Long Cup Handle Pewter
146mm Long x 37mm High
96mm Centres / 24mm Projection

48. Handle H363
18mm Pewter Effect D Handle
140mm Long x 28mm High
128mm Centres

49. Handle H504
Antique Bronze Strap Handle
175mm Long x 26mm High
96mm Centres

Handles are illustrated
in relation to each
other. Please see each
description for sizes.



50. Handle H1029
Copper Oval Knob
64mm Long x 35mm High
35mm Projection

51. Handle H1023
Copper Cup Handle
104mm Long x 32mm High
64mm Centres | 23mm Projection

52. Handle H1017
Brushed Copper L Shaped Handle
155mm Long x 10mm High
96mm Centres | 16mm Projection

53. Handle H1018
Stainless Steel D Handle
200mm Long x 17mm High
160mm Centres | 29mm Projection

54. Handle H1019
Black Chrome D Handle
200mm Long x 17mm High
160mm Centres | 29mm Projection

55. Handle H1020
Chrome Cup Handle
130mm Long x 38mm High
64mm Centres | 28mm Projection



56. Handle H1028
Black Satin Square Knob
59mm Long x 43mm High
38mm Projection

57. Handle H1026
Black Satin Round Knob
59mm Long x 43mm High
38mm Projection

58. Handle H1027
Chrome Square Knob
59mm Long x 43mm High
38mm Projection

59. Handle H1025
Chrome Round Knob
59mm Long x 43mm High
38mm Projection

60. Handle H1024
Black Satin Cup Handle
104mm Long x 32mm High
64mm Centres | 23mm Projection

61. Handle H1030
Antique Bronze Cup Handle
95mm Long x 30mm High
64mm Centres | 28mm Projection

62. Handle H1022
Chrome Cup Handle
104mm Long x 32mm High
64mm Centres | 23mm Projection

63. Handle H1031
Antique Bronze Knob
30mm Diameter x 26mm High

Handles are illustrated
in relation to each
other. Please see each
description for sizes.

Handles are illustrated
in relation to each
other. Please see each
description for sizes.

NEW

64



66



68



70



72



74



64. Handle H1058
Brushed Satin Nickel Round
Scalloped Knob
40mm Diameter
37mm Projection

65. Handle H1057
Brushed Satin Nickel Scalloped
Cup Handle
155mm Long x 31mm High
128mm Centres | 29mm Projection

66. Handle H1056
Black Nickel Round Scalloped Knob
40mm Diameter
37mm Projection

67. Handle H1055
Black Nickel Scalloped Cup Handle
155mm Long x 31mm High
128mm Centres | 29mm Projection

68. Handle H1054
American Copper Round Scalloped Knob
40mm Diameter
37mm Projection

69. Handle H1053
American Copper Scalloped Cup Handle
155mm Long x 31mm High
128mm Centres | 29mm Projection

70. Handle H1062
Chrome Bevelled Knob
34mm Long x 34mm High
23mm Projection

71. Handle H1061
Chrome Bevelled D Handle
142mm Long x 14mm High
128mm Centres | 34mm Projection

72. Handle H1060
Brushed Satin Nickel Bevelled Knob
34mm Long x 34mm High
23mm Projection

73. Handle H1059
Brushed Satin Nickel Bevelled D Handle
142mm Long x 14mm High
128mm Centres | 34mm Projection

74. Handle H1064
Iron Lacquer Rustic Knob
32mm Diameter
35mm Projection

75. Handle H1063
Iron Lacquer Rustic D Handle
149mm Long x 18mm High
128mm Centres | 39mm Projection

65



67



69



71



73



75



76



78



80



82



76. Handle H1051
American Copper Cup Handle
104mm Long x 48mm High
64mm Centres | 30mm Projection

77. Handle H1052
American Copper Knob
38mm Diameter
32mm Projection

78. Handle H1049
Black Nickel Cup Handle
104mm Long x 48mm High
64mm Centres | 30mm Projection

79. Handle H1050
Black Nickel Knob
38mm Diameter
32mm Projection

80. Handle H1045
Brushed Copper Cup Handle
104mm Long x 48mm High
64mm Centres | 30mm Projection

81. Handle H1046
Brushed Copper Knob
38mm Diameter
32mm Projection

82. Handle H1047
Brushed Satin Brass Cup Handle
104mm Long x 48mm High
64mm Centres | 30mm Projection

83. Handle H1048
Brushed Satin Brass Knob
38mm Diameter
32mm Projection

84. Handle H1065
Stainless Steel Textured Bar Handle
220mm Long x 12mm Thick
160mm Centres | 32mm Projection

85. Handle H1067
Black Textured Bar Handle
220mm Long x 12mm Thick
160mm Centres | 32mm Projection

86. Handle H1066
Rose Gold Textured Bar Handle
220mm Long x 12mm Thick
160mm Centres | 32mm Projection

77



79



81



83



84




85



86





FORM
BY LOCHANNA

HANDLELESS KITCHENS

Welcome

FORM by LochAnna introduces a range of true handleless kitchens in a mix of beautiful styles and finishes. From high gloss lacquered to solid timber painted doors, FORM includes designs to suit a wide range of tastes, so you can create your dream kitchen that's as individual as you are.



C O N T E N T S

DOOR SELECTOR

Mala & Easington	144
Elswick & Strato	145

THE CABINET

LochAnna FORM cabinet	147
-----------------------	-----

COLLECTIONS

Mala	148 - 151
Easington	152 - 155
Elswick	156 - 159
Strato	160 - 163



Note: Colours are as accurate as the printing process allows, we recommend that you examine a physical swatch or sample before making your final choice. These can be requested via your retailer.

WHY FORM? At LochAnna, we understand that the kitchen is the heart of your home and should be a space that the whole family can enjoy for years to come. We're passionate about kitchens and have created a collection that offers choice, style and quality. We have a nationwide network of retailers, where a design expert will guide you through the process of making your dream kitchen a reality.

Your Dream, Your Choice

Choosing the colours and finishes for your new kitchen can be daunting. Being brave with your colour combinations and mixing textures and materials can elevate your design to something truly unique. It's your kitchen, your choice, so don't be afraid to try something different – our showrooms have samples and swatches of our doors, worktops and even hinges that you can put together and see what works for you.

Mixing materials



Mix woodgrains with different metal finishes for a bold look.

Shades of blue



Combining blue and white will result in a clean, contrasting style.

A splash of colour



Use colour as a focal point against shades of grey and soften with a warm woodgrain.

Warm and welcoming



Rich and warm colours are offset with a marble style worktop finish.



An interesting contrast is achieved with the industrial style of the breakfast bar support and the rich, warm woodgrain of the Solutions Tobacco Oak used for the dining table.

Our Door Selector

The door choice in LochAnna FORM has been carefully selected from the very best Italian and British manufacturers. We have chosen only the finest painted smooth gloss and matt finishes, complemented by a broad colour choice of solid timbers and veneered woodgrains. Consider your handleless rail colour and open shelving – mixing colour, texture and style will create a truly individual kitchen. Your designer will be happy to guide you through the process.



Mala
Manufactured and painted in Italy – in a mix of gloss and matt finishes.

gloss white	gloss porcelain	gloss cream	gloss cashmere	gloss dove grey
gloss dust grey	gloss graphite	matt white	matt porcelain	matt cashmere
matt dove grey	matt platinum grey	matt graphite	matt dust grey	matt indigo



Easington
Manufactured in Italy, a smooth shaker with a beautiful chamfer detail on the reverse.

bone	light grey	stone

Note: Colours are as accurate as the printing process allows, we recommend that you examine a physical swatch or sample before making your final choice. These can be requested via your retailer.



Elswick
A rich solid timber narrow framed shaker door, with a veneered centre panel.

Available in 28 stunning painted finishes or our Colour Match Service.

Note: As timber doors are made from a natural living material, some grain variation can be expected within products. This is normal and is considered to add an authentic look and feel to the products.



Strato
A classic Italian veneered flat door - will work well alongside Mala.

Available in 28 painted finishes, our Colour Match Service or 6 natural stains. *

bright white	porcelain	pearl	ivory	mussel
stone	light grey	pebble grey	dust grey	cool grey
cinder	graphite	soft black	breeze	aegean
sapphire	atlantic	midnight	sage	olive
pale teal	meadow	thicket	lavender	damson
cashmere	desert pink	warm earth	buff*	pale oak*
bronze*	mezzo*	mocha*	charcoal black*	

Note: Strato is manufactured with an oak veneer. Veneers are randomly selected and as a consequence, each door will be different in grain structure and can have variation in colour when stained. There is a horizontal grain on the doors.




Features of FORM...



The Rails

Our handleless rail profiles are available in four colours to complement or contrast with your door choice



1



6 | 7 | 8



4




10

The Cabinet

In beautiful grey linen, LochAnna FORM cabinets are manufactured to the highest standards, and include many exclusive and valuable features.

Features

- 1: Complete with Salice titanium inline hinges
- 2: In a subtle Grey Linen finish it's easy to match with any door or style
- 3: Panels are 1mm ABS edged for extra durability, 2mm on loose shelf
- 4: Excel drawers supplied as standard, Excel Plus drawers available as an upgrade
- 5: For added strength all loose shelves are 25mm. Extra wall shelves available if required
- 6: All base cabinets have removable 18mm solid back panels for extra durability, 8mm back panels in wall units, larders and appliance housings
- 7: Base back panels have two positions to help with the installation of wirework or rear pipework (35 - 65mm)
- 8: Each cabinet has two crossrails / brace bars for extra strength
- 9: Cam and dowel construction for rigidity, and flexibility to adapt on site
- 10: Fully adjustable heavy duty legs





1

MALA

COLLECTION

Manufactured and painted in Italy, Mala brings together a mix of gloss and matt finishes in a series of contemporary tones. Using the finest paints and lacquers, Mala doors are designed to stand the test of time and look beautiful in your kitchen for years to come. Create a truly exclusive design by combining Mala with another of our collections. For the contemporary look, our Strato woodgrain door provides a tactile contrast, whilst our Elswick shaker door helps achieve a stunning fusion of traditional and modern styles.



2



3



4

Door finishes

gloss white	gloss porcelain	gloss cream	gloss cashmere
gloss dove grey	gloss dust grey	gloss graphite	matt white
matt porcelain	matt cashmere	matt dove grey	matt platinum grey
matt graphite	matt dust grey	matt indigo	

- 1: Mala Porcelain Gloss complemented by an Anthracite rail, contrasting 575mm high wall units in Strato Buff. Featuring minerva® Grey Crystal, Solutions Tobacco Oak worktops and the Industrial Breakfast Bar Support
- 2: Mala Graphite Gloss, accented with a Copper rail and minerva® Desert Rock worktops
- 3: Box Shelves, with Solutions Tobacco Oak panels
- 4: Smoked glass wall units (available 500 and 600mm wide)



Mala Gloss Graphite

Our painted Mala door shown here on the island in Gloss Graphite, with Elswick solid timber shaker on the units behind. We've paired it with our copper handleless profile rails, minerva® Desert Rock worksurfaces and splashback and Solutions White Oak breakfast bar.



1

EASINGTON

COLLECTION

A painted shaker with a beautiful and unique chamfer detail on the reverse, Easington is an Italian door that embodies the creative spirit of FORM. Easington is soft and silky to the touch, yet durable and hardy enough to stand up to everyday life.

With Easington you can express your creativity by pairing it with a complementary, or even contrasting, door style – we've chosen Strato to create an interesting blend. Your dream kitchen is limited only by your imagination.



2



3



4

Door finishes



bone

light grey

stone

1: Easington Stone modern wall units and tall units, featuring a Strato Meadow island with Anodised Aluminium rails

2: Smoked glass wall units, with open shelving creating a feature gin bar

3: The beautiful profile of the Easington door shown on the Excel Plus drawer box

4: The practical accessory hanging rail kit

Easington Stone

A marriage of traditional and modern styles – our Easington matt painted shaker door in Stone with anodised aluminium handleless profile rails. The gin bar and smoked glass doors add a touch of contemporary class.





ELSWICK

COLLECTION

A solid timber narrow framed shaker door with a veneered centre panel, Elswick brings a richness to the kitchen. Available in 28 stunning finishes, from cool greys to daring blues and purples.

The uncomplicated style of the Elswick door positions it perfectly to sit alongside one of our more contemporary collections. We love it paired with our Mala door to bring texture and depth to the kitchen.

Door finishes

bright white	porcelain	pearl	ivory	mussel	stone
light grey	pebble grey	dust grey	cool grey	cinder	graphite
soft black	breeze	aegean	sapphire	atlantic	midnight
sage	olive	pale teal	meadow	thicket	lavender
				<div>Colour MATCHING Service</div> 	
damson	cashmere	desert pink	warm earth		

- 1: Elswick Graphite with the Copper Rail system, minerva® Desert Rock worktops and splashback
- 2: Elswick Damson, with Anodised Aluminium Rails
- 3: Elswick Graphite double drawers
- 4: minerva® Desert Rock with a Designer 1.5 Bowl Sink, featuring our Copper tap



Elswick Damson

The daring choice of Damson on the peninsular island brings richness to this kitchen, contrasting with Mala Matt Platinum Grey on the main kitchen and anodised aluminium handleless profile rails. We've chosen minerva® Nimbus Grey worksurfaces with upstands and accessorised with our box shelving, smoked glass doors and linear shelf supports with shelves to match the Mala doors.



STRATO

COLLECTION

Our Strato collection elevates a flat slab door to something a bit special. With an oak veneer featuring a beautiful horizontal grain structure, Strato is available in 28 painted finishes or 6 natural stains.

Strato is made for the adventurous amongst us – mix the natural woodgrains with painted finishes, or even pair it with our Mala gloss doors to create a stunning contrast.

Door finishes

bright white	porcelain	pearl	ivory	mussel	stone
light grey	pebble grey	dust grey	cool grey	cinder	graphite
soft black	breeze	aegean	sapphire	atlantic	midnight
sage	olive	pale teal	meadow	thicket	lavender
damson	cashmere	desert pink	warm earth	buff	pale oak
bronze	mezzo	mocha	charcoal black		

Note: Strato is manufactured with an oak veneer. Veneers are randomly selected and as a consequence, each door will be different in grain structure and can have variation in colour.

- 1: Strato Buff and Mala Matt Porcelain shown together with Anthracite rails and minerva® Grey Crystal worktops
- 2: The Industrial Breakfast Bar Support and Solutions Tobacco Oak creating a perfect dining space
- 3: 575mm high wall units in Strato Buff
- 4: Strato Meadow Island with Anodised Aluminium rails



Strato Meadow

Our Strato door painted in Meadow on the island is a beautiful contrast to the Easington Stone doors on the units behind and gives an interesting mix of styles and textures to this kitchen. The gin bar and smoked glass doors are an indulgent modern touch.

Space Saving Storage Solutions



Life can be more simple.

Why not add storage options to make access into your cabinets much easier?

Our range of powder coated Kesseböhmer tall and base unit clever storage options save you bending and reaching into those hard-to-access places.

The name Kesseböhmer stands for innovative solutions and a powerful blend of design, function and quality, all backed by a 10 year guarantee.

larder storage



300mm Soft Close Larder Pull Out with Baskets



600mm Soft Close Tandem Larder with Baskets



500 / 600mm Soft Open Tandem Solo Larder with Baskets



Soft Close 150mm Pull Out Base with Trays



Soft Close 150mm Pull Out with Towel Rail & Tray



Soft Close 300mm Pull Out Base with Baskets

 base unit storage

corner unit storage



Le Mans for 1000mm Corner Larder (4 x Trays), soft close attachments available



Magic Corner for 1000mm Corner Base Unit. LH/RH (RH Shown). Soft close



Le Mans for 1000mm Corner Base Unit (Supplied in pairs). LH/RH available. Soft close attachments available. Suitable for use underneath a drawer



¾ Carousel for 950L Corner Base Unit. 700mm Diameter. Supplied in pairs

excel corner optimiser



Universal corner optimiser. Available in 3 sizes, 800mm, 900mm and 1000mm corner base

Drawer Storage & Accessories

With our new range of drawers and accessories, you can configure your storage exactly how you want it. From cutlery trays through to plate racks and pan storage, you'll find an option perfect for your needs.



Excel twin walled drawer



Excel Plus thin walled drawer



Solid Oak Dovetail drawer – bespoke cutlery insert available as shown



Excel standard height internal drawer. Available in sizes from 300-1000mm



Excel pan height internal drawer. Available in 300mm, 500mm & 600mm wide. (Must be fitted with 155° hinges)



Excel pan height internal drawer. Available in 300mm, 500mm & 600mm wide. (Must be fitted with 155° hinges)



Anthracite cutlery tray, fits Excel & Excel Plus drawers. Available in 400mm-1000mm widths



Beech cutlery tray, engraved with LochAnna branding, fits Excel & Excel Plus drawers. Available in 500mm-1000mm widths

Note: our plastic & beech accessories are not compatible with Durham



Our beech cutlery trays and inserts feature beautiful LochAnna branding

We have introduced a selection of four beech inserts to fit into our 800, 900 & 1000mm wide anthracite cutlery trays. The 800mm trays have one space for an insert, the 900 & 1000mm have two spaces.



Anthracite cutlery tray, shown with one beech insert



Anthracite cutlery tray, shown with two beech inserts



Knife block insert



Foil/film holder insert



Spice tray insert



Chopping board insert

We also have a choice of accessories for our pan drawers



Excel pan drawer glass sides (Compatible with Excel pan drawers only)



Beech plate rack insert. Available in 600mm, 800mm, 900mm & 1000mm widths (Compatible with Excel & Excel Plus pan drawers only)



Beech pan & plate stacker insert. Available in 600mm, 800mm, 900mm & 1000mm widths (Compatible with Excel & Excel Plus pan drawers only)

Note: our plastic and beech accessories are not compatible with Durham

Accessories

Our selection of carefully chosen accessories will transform your kitchen and help create a beautiful and functional space that works for the whole family.



Soft close pull out baskets. Available in 500mm & 600mm



Mirrored Plinth



Glass Shelf - 500mm. Available in 4mm & 8mm thick glass



Telescopic towel rail in aluminium effect



Eco bin (40L) 1 x 20L, 2 x 10L - Suits 400mm base



Industrial Breakfast Bar Support: Available in two heights, 870mm for breakfast bars and 720mm for dining height, this robust and stylish leg will offer a lasting design feature for a dining kitchen. Both are 700mm wide, fabricated from 25mm x 75mm box steel



Box Shelves: Available in 600mm & 900mm widths and can be joined to create interesting designs and storage solutions – use panels in matching or contrasting door colours to create the shelf bases. Available in Black



Eco Bin (68L) 1 x 34L, 2 x 17L - Suits 600mm base



Waste bin (10L) suits 400mm base (min)



Eco bin (30L) (1 x 20L, 1 x 10L) suits - 300mm base



Soft close Salice nickel hinge



Soft close Salice titanium hinge



Salice Wind Lift System: Available as an upgrade for our bridging units in our Mala, Profile, Clarkwell, Georgian, Washington, Elswick, Faversham & Tavole collections. The Wind Lift System is soft close and features a satin metal black cover to complement our titanium hinges



Sink base liner, available to suit cabinets 500 -1000mm



Drawer anti-slip matting, available in 1m lengths



Breakfast bar leg



Accessory Hanging Rail Kit: Accessorise the walls under your units, make use of the space and ensure those well used kitchen tools are to hand. Available in 600mm and 900mm widths. Available in Stainless Steel



Linear Shelf Supports: A simple but effective cantilever shelf support. Available in 600mm and 800mm widths – simply use a drawer front or a kitchen panel to make the shelf you require. Available in Black



Smoked Glass Doors: Beautiful smoked glass doors add a contemporary look to the kitchen. Available in 500mm & 600mm widths. (Glass shelves must be purchased separately.)

Lighting

One of the first things you'll need to consider when planning your new kitchen is the lighting, as wiring needs to be installed at the start of the project, before plastering, decorating and the fitting itself. It's an integral part of any scheme and this is your perfect opportunity to create the right ambience. Most lights are dimmable and available in either natural or warm white to suit the kitchen style and tone. Your designer will guide you on the extensive range available.



LED Tape Lighting
Our tape lighting and profiles create a contemporary long ribbon of lighting under and over cabinets



LED Drawer Light
The ideal solution to illuminate pan drawers, our drawer light works on a sensor when the drawer is opened and is angled to optimise the illumination of the inside of the drawer



LED Under Cabinet Light
Our under cabinet lights are ideal for creating task lighting for everyday jobs such as food preparation. Available in natural or warm white, our cabinet lights are all dimmable and can be controlled with sensors



LED Plinth Light
Plinth lights can be used to make a feature of your lighting. Leave plinth lights on when task lighting is switched off to create a relaxing ambience in the kitchen

This is just a small selection of lighting solutions available - ask for details



Selecting the Correct LED Colour

Using the correct lighting colour temperature for your kitchen is important but can sometimes come down to personal preference. Warm white (3000K) lighting is mostly used in traditional kitchens whereas natural white (4000K) lighting is more suitable for modern and contemporary kitchens.



warm white (w/w)



natural white (n/w)



EcoStone Splashbacks

EcoStone is an eco-friendly engineered stone, made from 93% clean quarry stone waste, a commercial by-product of crushing stone for use in building and infrastructure projects. During the manufacturing process, no heat is required for the product to naturally cold cure, this gives EcoStone unique eco credentials. EcoStone not only upcycles stone waste, it also leaves virtually no carbon footprint in its manufacture. In 2012 EcoStone was recognised for its unique eco credentials by Europe Innova.

Victorian



Teal Blue




Soot Black



Pencil Grey



Olive Green



Yale Blue



Terracotta Orange

ECOSTONE
SPLASHBACKS



Eco Friendly Kitchen Splashbacks Made in Wales



Hand made into a thin stone slab, they are decorated and finished with either a matt or gloss lacquer to create our unique Eco Friendly splashbacks. This exciting range of splashbacks reflect a heritage of hand painting tiles gained over many years, applied to the 'Greenest' of materials.

The splashbacks are available in three sizes: 600x750mm, 900x750mm, 1000x750mm

Hares




Meadow - Steel Blue




Meadow - Sage Green




Star Flower - Buttermilk Cream




Star Flower - Pastel Blue




Canterbury - Baltic Blue




Canterbury - Charcoal Grey




Herringbone - Porcelain Cream




Cashmere Pink



Indigo Blue



Marble Grey



Jade Green



Imperceptible, seamless, solid joints. minerva® is designed to deliver the best possible aesthetic results



Breakfast bars, splashbacks and upstands:
Just some of the added attractions of choosing minerva®



Factory finished edges ready for fitting
All minerva® worksurfaces are supplied ready for installation with smooth factory finishing on exposed edges



Pre-fabricated sink solutions
Undermounted sink modules with factory applied drainer grooves saves time when it comes to preparation and installation

minerva® solid acrylic worksurfaces

Welcome to **minerva®**: a practical and solid kitchen worksurface material manufactured using state-of-the-art technology. Delivering a luxurious appearance, cool pleasing touch and robust performance from its solid 25mm thick material, **minerva®** has the advantage of being the same colour throughout. Such is the enduring quality of **minerva®** that we guarantee its quality against manufacturing defects for ten years. There are 18 superb colours to choose from with a number of light options to suit darker kitchen door finishes.

NEW

minerva® Calcutta White*

NEW

minerva® Travertine Haze*
(Veined décor)

NEW

minerva® Silver Haze*
(Veined décor)

NEW

minerva® Concrete Haze*
(Veined décor)

minerva® Sparkling White

minerva® White

minerva® Carrara White*
(Veined décor)

minerva® Ice Crystal

minerva® Grey Crystal

minerva® Ice Blue

minerva® Copper Fleck

minerva® Caramel Crunch

minerva® Fossil

minerva® Desert Rock*
(Veined décor)

minerva® Amazonia Brown

minerva® Peak Stone

minerva® Nimbus Grey

minerva® Black Granite

* Each of these worksurfaces are unique, reflecting the natural appeal of marble and stone.

Whilst **minerva®** sink modules are made from a solid piece of material, the recessed sections may have a slightly different pattern on some décors due to the spread of the coloured chips.

Routine cleaning

minerva® does not require any specialist cleaning, simply wipe off with a damp cloth and soapy water. The worksurface should then be rinsed with clean water and wiped dry. Persistent marks can be removed by using a mild abrasive cleaner, but harsh scouring powders should be avoided. Unlike marble and granite, **minerva®** is non porous, hygienic and will resist most household chemicals including alcohol.

Heat

minerva® will withstand heat better than many alternative surface materials with boiling water and cooking splashes not being an issue. All hot pots, pans and other heat generating devices should always be placed on a trivet or worktop protector rods.

minerva® is supported by the FIRA Gold Award for product excellence and covered by a 10 year manufacturer's product guarantee.

Minor scratching

Kitchen utensils and unglazed crockery can sometimes cause scratches that will be more evident on darker colours. Use of a cutting board is essential though minor scratches can easily be removed using the abrasive pad and other items from the care kit.




28mm Solutions Concrete breakfast bar and worktops




Solutions Natural Oak



Solutions Tobacco Oak



Solutions White Oak



Solutions Concrete

Solutions

Finished Kitchen Surfaces & Panels

A range of worktops and accessory panels in three realistic woodgrains & one concrete effect. Offering you a natural contrast to modern door finishes, whether your kitchen choice is matt, gloss, cream, mussel, white or any of the shades of grey, you can include Solutions. Create open shelves and bespoke units that are seen in the most contemporary rooms to produce that finishing touch.



Shelving

Use Solutions panels to create practical but fashionable shelving to complement your kitchen or living area. Shelving can be the answer to an unusual sized space or a challenging ceiling pitch



Splashbacks & upstands

An effective and modern alternative to tiles. Simple to install and you'll enjoy the benefit of Solutions for years to come



Worktops

Matching the other panels in the Solutions Collection the worktops and breakfast bars have a realistic grain, providing a solid timber effect without the worry of upkeep. Look out for the vertical end grain, this definitely creates an authentic timber look



Open Shelving

A stunning open display adds a richness to a modern Dove Grey kitchen



Appliances

We can satisfy all your appliance needs with a choice of NEFF, CDA or Matrix brands. NEFF has a proud heritage making appliances since 1877. Known for innovation and design, NEFF combine the latest technology with simple, clean lines to bring you a range of quality appliances. CDA are synonymous with design and cutting edge technology, offering a 5 year parts and 2 year labour guarantee.



Cooking

All your needs are more than covered, from ovens in single, double and range cooking plus a series of hob options in electric and gas, and not forgetting the extractor which is offered in many great styles



Cooling

Refrigeration is offered in fully integrated models in all the built in sizes to suit our kitchens. High efficiency energy class is also a feature to keep the energy bills to a minimum. Wine coolers in several sizes are also available to create a smart focal point



Dishwashing

Once seen as a luxury but now a fundamental part of any kitchen. There are a number of size options and specifications available, with slimline or full width models and all A rated for energy consumption



Laundry

Washing and drying with a multitude of programmes is important in today's busy kitchen with fully concealed laundry products available from both brands

The NEFF Slide&Hide® Oven

NEFF Slide&Hide® - unrestricted access in the oven interior and easy handling due to rotating handle.



CDA MATRIX

This is only a small selection of options available - ask your retailer for more details

Sinks & Taps

Our range of Carron Phoenix sinks & taps combine innovative design with ultimate functionality. From traditional charm to cutting edge minimalism, our collection encompasses the very best modern design and materials to help you create a kitchen bursting with beautiful products. For the tap that does it all in a range of stunning designs and finishes, a Quooker tap will quickly become an indispensable tool in your kitchen.



Granite
Moulded from a mix of 20% resins and 80% granite, these sinks really stand up to the most rigorous of tests, with anti-bacterial agents built in



Stainless Steel
Still today's most popular material in square, rounded, deep or shallow bowl options - there are a number of styles or configurations to choose from



Ceramic
For the traditionalist there are several shapes and sizes with Belfast or over mounted models in the portfolio



Taps
Ultra modern pullout spray taps, traditional swan neck or single lever - the choice is yours with chrome, steel and even black alternatives available. Choose Quooker for the tap that does it all




This is only a small selection of options available - ask your retailer for more details



Quooker®

THE TAP THAT DOES IT ALL

100 °C BOILING, CHILLED AND SPARKLING



Featured:
The **Quooker** Flex Tap

The Flex is the only Quooker tap with a handy, flexible pull out hose. Dispenses 100°C boiling, hot and cold water. The boiling water stop ensures that the Flex can never dispense boiling water when the pull out hose is pulled out.



Proud to be Built in Great Britain

We go above and beyond to make sure that all of our kitchen ranges are innovative, flexible in design and provide choice for every customer taste, style and trend

We know that a kitchen not only has to look great, it also has to work well and last. We believe that we have covered everything – choice, flexibility and quality guarantees on every range

Our products, developed through years of experience by us and our partners, are amongst the best in the world with awards for production and quality



The kitchen has a lot to live up to...

...a space to entertain, a place where meals are cooked or a point where busy families gather.

With 325 superb ranges and a wide range of accessories to choose from, we can help create the kitchen you need for your life.

LochAnna
—— kitchens ——



www.lochannakitchens.co.uk

